

Frequently Asked Questions

Q. *Are joints covered by National Standards?*

A. Yes. There are ASTM and AASHTO standards for concrete products' joints. The various standards are discussed in this publication. The versatility of joints allows the designer to match project requirements with the appropriate joint and/or seal. Note that joints for most pipe products are specified in separate standards than the pipe and precast manufacturing and design standards.

Q. *What is the advantage of a concrete pipe joint?*

A. Besides the inherent strength of concrete pipe, a concrete pipe joint can be designed to provide soil-tightness or water-tightness, with the ability to accommodate lateral or longitudinal movement by using several joint options including mortar, flexible joint sealants, rubber gaskets and external sealing bands.

Q. *Is there a field test to verify concrete pipe joint design?*

A. Yes. There are four different field test methods to verify concrete pipe joint design, for vacuum, air or water. ASTM C 924 Standard Practice for Testing Concrete Pipe Sewer Lines by Low-Pressure Air Test Method covers testing of 4 to 24-inch concrete pipe sewer lines using the low-pressure air test method to demonstrate the integrity of the joint. ASTM C 1103 Standard Practice for Joint Acceptance Testing of Installed Precast Concrete Pipe Sewer Lines provides procedures for acceptance testing of joints by air or water tests of installed concrete pipe joints. ASTM C 969 Standard Practice for Infiltration and Exfiltration Acceptance Testing of Installed Precast Concrete Pipe Sewer Lines covers procedures for testing installed concrete pipe sewer lines using water infiltration or exfiltration acceptance limits to demonstrate the integrity of the joints. ASTM C 1214 Standard Test Methods for Concrete Pipe Sewer Lines by Negative Air Pressure (Vacuum) Test Method covers procedures for testing 4 to 36-inch concrete pipe sewer lines using the vacuum test method.

Q. *Are joints from alternate materials equivalent in performance to concrete pipe joints?*

A. The use of a rubber gasket does not by itself ensure that different joint types are equal. Designers can utilize ASTM Standards to specify for desired performance but in the case of alternate materials, additional guidance may be required. Concrete pipe joints are governed, in national standards, by better, more detailed designs with tighter tolerances and higher test pressures. Additionally, the project owner benefits from the concrete pipe joints' inherent strength and rigid pipe design to enhance line and grade and assurance against deflection and buckling.



Performance Based — Rubber gasketed concrete pipe joints meet the stringent requirements of ASTM C 443

Concrete Pipe Joints

Concrete pipe, in one form or another, has been used for various purposes since the earliest days of civilization. In North America, concrete pipe has been used extensively in drainage and sanitary sewer systems since the 19th century. Technology advancements in industry over the last century have led to major improvements in the concrete pipe manufacturing processes, mix designs, strength, reinforcement, and installation designs. One area that has continued to evolve and progress, along with the rest of the concrete pipe industry, is joint design and production. Today's concrete pipe offers several types of joints that meet stringent industry and national standards for performance.



Design Versatility — Concrete pipe comes in the shape, size and joint configuration for virtually any drainage project.

The function of a pipeline generally determines the performance requirements of the pipe joints. Whether the purpose is to convey sanitary sewage or storm water, joints are designed so that when sections are laid together they will make a continuous line of pipe with an interior free from irregularities. Joints can be designed to provide soil-tightness, or watertightness, with the ability to accommodate lateral or longitudinal movement, and strength to handle shear or vertical movement.

Concrete pipe manufacturers have developed joint designs to provide the following performance characteristics:

- Resistance to infiltration of groundwater and backfill material
- Resistance to exfiltration of sewage or storm water
- Ability to accommodate lateral or longitudinal movement
- Strength to handle shear or vertical movement
- Pipeline continuity and smooth flow line
- Allow infiltration of groundwater for subsurface drainage
- Ease of installation



In addition to the advantages of the concrete pipe joints mentioned above, the increased number of joints, typically marketed by competing products as a perceived shortcoming of concrete pipe, may in fact be an advantage for many installations. With an increased number of joints: line and grade is maintained and checked more frequently, pipe lengths can fit and be positioned in standard trench boxes more easily, and longitudinal stresses in pipe walls are relieved when pipelines encounter non-uniform bedding foundations.

The concrete pipe industry offers several joint systems to satisfy this broad range of performance requirements. Consultation with local concrete pipe manufacturers will provide information on the availability of the various joints.

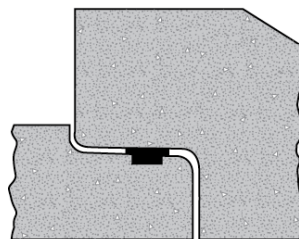
Precast concrete pipe joints are manufactured in two basic shapes:

- Tongue and groove
- Bell and spigot

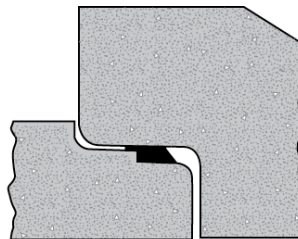
Concrete surfaces with opposing shoulders on both ends, such as the bell and spigot joint, generally utilize a rubber gasket for sealing. Preformed flexible joint sealants or mortar are used for lesser performance requirements or where the product shape dictates the type of seal.

A. Rubber Gasket Joints

Concrete joints with a groove or offset on the spigot and/or bell utilize a rubber gasket, which fits against the shoulder or in the groove of the joint. Rubber gasketed concrete pipe joints are frequently used where measurable infiltration/exfiltration and/or internal pressure is a factor in the design. This joint combines great shear strength, excellent watertightness and flexibility. There are a wide variety of rubber gasket joints from which to choose, but they must meet certain stringent requirements included in either ASTM C 443 Standard Specification for Joints for Circular Concrete Sewer and Culvert Pipe, Using Rubber Gaskets, ASTM C 361 Standard Specification for Reinforced Concrete Low-Head Pressure Pipe, or ASTM C 1628 Standard Specification for Joints for Concrete Gravity Flow Sewer Pipe, using Rubber Gaskets.



Typical cross-section of opposing shoulder type bell and spigot joint with a confined o-ring rubber gasket.

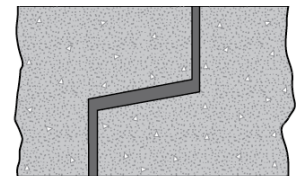


Typical cross-section of opposing shoulder type bell and spigot joint with a single offset rubber gasket.


B. Preformed Flexible Joint Sealants

Bitumen and butyl sealants are manufactured in accordance with ASTM C 990 Standard Specification for Joints for Concrete Pipe, Manholes, and Precast Box Sections Using Preformed Flexible Joint Sealants.

The sealant is applied to the tongue or spigot and inserted into the bell or groove. Joints utilizing flexible mastic sealants typically perform as a soil-tight system unless higher performance expectations are described in the project specifications. If properly applied, these joints provide a degree of flexibility without impairing watertightness. However, they are not intended to perform under internal pressure.



Typical cross-section of tongue and groove joint with flexible mastic sealant.



Typical cross-section of tongue and groove joint with flexible mastic sealant.

C. Mortar Tongue and Groove

For mortar joints, a layer of cement paste or mortar is placed in the lower portion of the bell or groove of the installed pipe and on the upper portion of the tongue or spigot of the pipe section to be installed. The tongue or spigot is then inserted into the bell or groove of the installed pipe until the sealant material is squeezed out onto the interior or exterior surfaces. Joints employing mortar joint sealants are rigid. Mortar joints have been used successfully as a soil-tight joint for many years.

D. External Sealing Bands

External flexible sealing bands are produced to ASTM C 877 Standard Specification for External Sealing Bands for Concrete Pipe, Manholes and Precast Box Sections and are designed to be wrapped around the exterior of the joint to provide resistance to infiltration and/or exfiltration.

General Discussion

Design engineers need to be aware of what is and is not included within suggested pipe standards for their projects. When comparing the performance of pipe jointing systems between concrete pipe and alternate products, one should review the standard specifications of each product. Two of the bodies most often referred to are the American Society for Testing and Materials (ASTM) and the American Association of State Highway and Transportation Officials (AASHTO). ASTM standards are consensus-based standards that exist for both storm and sanitary sewer joints. The AASHTO standards for storm sewers and culverts are developed by the 50 State Highway or Transportation Departments, the District of Columbia, and Puerto Rico. Many ASTM and AASHTO specifications are identical or equivalent specifications. The AASHTO standards are intended to serve as a standard for the preparation of State DOT specifications, whereas ASTM standards are typically referenced in other applications.

ASTM C 443 (AASHTO M315) covers rubber gasketed, watertight joints for circular concrete sewer and culvert pipe and precast manhole sections. ASTM C 443 requires acceptability of concrete pipe joints and gaskets based on the results of proof-of-design tests.

ASTM C 1628 covers rubber gasketed, leak resistance joints for concrete gravity sewer pipe where the design calls for measurable or



Strength and Performance —
Concrete pipe joints accommodate movement and horizontal and vertical loads.



An educational document from the American Concrete Pipe Association for users and specifiers

defined infiltration or exfiltration. This specification also includes the design of joints and the physical requirements for rubber gaskets to be used therewith. ASTM C 1678 requires acceptability of concrete pipe joints and gaskets based on the results of proof of design tests.

Two of the many tests required in these specifications are the hydrostatic pressure tests of concrete pipe in straight alignment and maximum deflected positions. The straight alignment hydrostatic test requires no leakage for 10 minutes at an internal pressure of 13 psi (30 ft.). The maximum deflected position hydrostatic test requires no leakage for 10 minutes at an internal pressure of 10 psi (23 ft.).



Standards are also available to assist the engineer in testing concrete pipe in the installed condition. ASTM C 1103 Standard Practice for Joint Acceptance Testing of Installed Precast Concrete Pipe Sewer Lines covers procedures for testing the joints of installed precast concrete pipe sewer lines, when using either air or water under low pressure to demonstrate the integrity of the joint and the construction procedures. This practice is used for testing 27-inch and larger diameter precast concrete sewer lines utilizing rubber gasket sealed joints.

Conclusions

As infiltration and exfiltration standards have changed considerably over the last century, so has the performance of concrete pipe and concrete pipe joints. Concrete pipe offers the design engineer several different joint types depending on the application. The joint types include mortar, flexible sealants, rubber gaskets, and external sealing bands. Throughout North America concrete pipe manufacturers routinely meet demanding project specifications. Because of its superior durability, strength and joint system performance, concrete pipe remains the pipe of choice for engineers and owners of drainage and sanitary sewer projects.

Straight Alignment — Concrete pipe joints are designed to make a continuous line of pipe free from irregularity.





Concrete Pipe Joints Your Best Choice



www.concretepipe.org

An educational document from the American Concrete Pipe Association for users and specifiers

Related Standards

American Society for Testing and Materials (ASTM) and American Association of State and Highway Transportation Officials (AASHTO)

- C 14 Specification for Nonreinforced Concrete Sewer, Storm Drain, and Culvert Pipe, similar to AASHTO M86
- C 76 Specification for Reinforced Concrete Culvert, Storm Drain, and Sewer Pipe, similar to AASHTO M170
- C 361 Specification for Reinforced Concrete Low-Head Pressure Pipe
- C 443 Specification for Joints for Concrete Pipe and Manholes, Using Rubber Gaskets, similar to AASHTO M315
- C 655 Reinforced Concrete D-Load Culvert, Storm Drain, and Sewer Pipe, Similar to AASHTO M242
- C 877 Specification for External Sealing Bands for Concrete Pipe, Manholes and Precast Box Sections
- C 924 Practice for Testing Concrete Pipe Sewer Pipe Lines by Low-Pressure Air Test Method
- C 969 Practice for Infiltration and Exfiltration Acceptance Testing of Installed Precast Concrete Pipe Sewer Lines
- C 990 Specification for Joints for Concrete Pipe, Manholes, and Precast Box Sections Using Preformed Flexible Joint Sealants, similar to AASHTO M198
- C 1103 Practice for Joint Acceptance Testing of Installed Precast Concrete Pipe Sewer Lines
- C 1214 Test Method for Concrete Pipe Sewerlines by Negative Air Pressure (Vacuum) Test Method
- C 1628 Specification for Joints for Concrete Gravity Flow Sewer Pipe, Using Rubber Gaskets

Canadian Standards

- A 257.0..... Methods for Determining Physical Properties of Concrete Pipe
- A 257.1..... Non-Reinforced Circular Concrete Culvert, Storm Drain and Sewer Pipe
- A 257.2..... Reinforced Circular Concrete Culvert, Storm Drain and Sewer Pipe
- A 257.3 Joints for Circular Concrete Sewer and Culvert Pipe Using Rubber Gaskets

American Concrete Pipe Association Resources

Concrete pipe is the choice for engineers, contractors and owners pursuing the highest quality in drainage products. The American Concrete Pipe Association is the source for information to assist professionals in the design and installation of concrete pipe drainage systems. The ACPA maintains an extensive library of technical and marketing information to support the specification, use and installation of precast concrete pipe. New software programs have been created, including PipePac and DASH software; manuals have been updated, including the Concrete Pipe Design Manual, standards have been revised, notably the Selected ASTM Standards on Concrete Pipe, and new and improved design aids are available, such as the Design Data series. Many of these materials are available online at no charge.

For more information on available materials, visit the ACPA website and click on the Resource menu to view or print the electronic Resource Catalog.